




WONDER WEAVERS

A Playbook for Parents and
Carers with children under 5

By Story Stitches CIC

Flick Barry & Emma Brown



Funded by Cheshire Community Foundation



GUIDE

You are the Wonder Weavers, you and your child.
We want to encourage your imaginations to grow wild..
You have all you need inside of your home
To create great adventures all of your own.


To start, watch your child as they play.
Follow their lead and hear what they say.
Whether they love playing kitchen or with the toy car
Your child knows what they like – that's your north star.

Build around the way they play from transporting to spinning to organisation,
From joining up to dropping and throwing to transformation.
The best tools of play might be a cardboard tube or a wooden spoon.
A roll of tape or a plastic plate to be the moon.

And when you are in need of inspiration, head to the library for a new way
And let those stories inspire adventures and play.

STUFF

Cardboard scraps, boxes and tubes
Plastic pots and tubs for sorting
Kitchen utensils, pots and pans
Tape
Crayons
Toys they love – cars, teddies, blocks
Library books



You'll need...



Empty crisp tube
with lid



Glue and Scissors



Scrap paper, pipe
cleaners, yarn



Dried Rice, beans
or lentils

MUSICAL INSTRUMENT

1

Rinse out and dry the used crisp tube

2

Decorate the outside of the crisp tube. You could use scrap paper, yarn, pipe cleaners and paint or felt tips

3

Leave the tube to dry, before putting the dried beans, lentils or rice into the tube

4

Put the lid on and now you have your own musical shaker



You can shake it along to your favourite song and if you're stuck for inspiration head to our YouTube Playlist to sing along with Flick at home.



Rocket and Gizmos

You are Rocket Designers.

A big empty box can become a rocket to fly.
Add wings and a nose to reach very high.
Add clean plastic pots to the back for extra zoom
And make your own gizmo board to help reach the moon.



Double up two bits of card to create layers and hide joins
Jam jar lids and pom poms

Old foil packaging




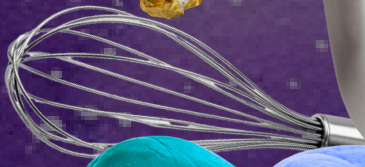

Felt pads for furniture

Hardware


Cosmic Cafe

You are Astronaut Chefs.

You're a top baker and run the best Cosmic Cafe.
From crater cookies to comet cakes, you make astronauts happy.
Your recipes are simply out of this world
As you squash, squeeze, smash, spread, roll and swirl.



Find our tried and tested playdough recipe here...



Book Recommendation to help you with your adventures
Look Up! by Nathan Byron
The Colour Thief by Gabriel Alborozo
The Way Back Home by Oliver Jeffers

Cool Car Tracks



You are the Road Builders.

Using boxes and tubes, shredded paper and tape,
A carpet of paper and your cups and plates.
You take your toy cars, your diggers and trains
And play in the snow on the tracks you have made.



SNOWY STORY



Doodle Map

You are Map Makers.

Grab some paper and tape it to the floor.
Scribble and doodle – what do you want to explore?
You can use lots of colours, red, yellow, green and blue
And talk about shapes – circles, triangles, squares too.



Book Recommendation to help you with your adventures
You Make Me Smile by Layn Marlow
The Mitten by Jan Brett
The Day the Crayons Quit by Drew Daywalt



Treasure Stew

You are Swamp Pirates



You're on a mission seeking out new things.

A box full of fabric, pine cones, pegs and wooden rings.

Some wool for noodles and some pots and some pans.

When the Swamp Pirates play, they play as hard as they can.

You can cut some
shapes out of old
cereal boxes and ask if
your little one can find
them



SWAMP STORY

Animal Hospital

You are Animal Healers.

Just like vets, you make animals well
Whether it's a bump or a cut or a funny smell.
From magical potions or a mystical plaster,
You know how to heal any disaster.



Create your own plasters and bandages
from felt, fabric scraps and velcro tape

Book Recommendation to help you with your adventures

Alan's Big Scary Teeth by Jarvis

In the Swamp by the Light of the Moon by Frann Preston Gannon

The Bog Baby by Jeanne Willis

Table Fort

You are the Blanket Fort Builders.

Drape some sheets one, two, three.

You can use the table and the chair or the settee.

A blanket on the floor, bring your favourite toys, a torch and a book
And play, read and cuddle in your own comfy nook.



SNUGGLE STORY

Wonder Blanket

You are Wonder Weavers



Find your favourite blanket or a well loved rug
And shake out your hands, stretch your legs and head to the sky above.
High in your imaginations, there is much make believe
For these are the wishes and the wonders you weave.



Maybe it's a mighty mountain that shakes or a shimmering lake that sings.

Flip it, it flutters, it's a magician's cape or even a dragon's wings.
Maybe it's a doctor's bed for when your teddies are sick
Or it's a flamboyant hairdo or snow so thick.

Maybe it becomes a bag for an explorer, carrying your things
As you boldly step through a forest of guitar strings.
Maybe it's a carriage on a bright purple train
Or some wibbly building supplies for a wobbly jelly crane.

Whatever it becomes and the possibilities are endless
When you weave wonders, they are wonders tremendous.



Book Recommendation to help you with your adventures
Misha Makes Friends by Tom Percival
Not Just a Blanket by Annaliese Stoney
Stick by Irene Dickson



5 Top Tips to encourage play at Home

WONDER WEAVERS

- 1** Take Notice – keep watching how your child plays
- 2** Say what you See – supporting language skills development by narrating their play
- 3** Leave it out – have a space at home that is for their play that they can come back to anytime
- 4** Let them direct – Let them guide the play
- 5** Picture Books – use them as inspiration for play, you can follow the words or make up your own using the pictures.

Visit our website:



@story.stitchers

f Story Stitches

Story Stitches CIC use storytelling to build up a sense of belonging in both individuals and their community. We believe in new beginnings, the space to fail, challenging perceptions, building bridges, actively listening and providing a platform to be heard. We do this with pen and paper, recordings and conversations, computers and questions, photographs and paintings, movement and voice.

